

Year: XX

ISSUE: 193

Volume: 243

Nepal Telecommunications Authority

Telecommunication Indicators

Magh, 2081

P.O. Box No. 9754
Jamal, Kathmandu, Nepal
Phone No.: +977-1-5355474
Fax No.: +977-1-5355250
E-mail: ntra@nta.gov.np, info@nta.gov.np
Website: www.nta.gov.np

Published on
Falgun, 2081

Contents

<u>1.</u>	<u>Voice Telephony</u>	3
<u>1.1</u>	<u>Subscription of Voice Telephony Service</u>	3
<u>1.2</u>	<u>Service wise Market Proportion of Voice Service (Based on Subscription)</u>	4
<u>1.3</u>	<u>Operator-wise Market Proportion of Voice Service (Based on Sim Subscription)</u>	5
<u>1.4</u>	<u>Population Penetration (%) of Voice Service (Based on Subscription)</u>	6
<u>2.</u>	<u>Internet Service</u>	7
<u>2.1</u>	<u>Subscription of Broadband Internet Service</u>	7
<u>2.2</u>	<u>Market Proportion of Data Service (Technology-wise)</u>	8
<u>2.3</u>	<u>Market Proportion of Mobile Broadband Service (Based on Sim Subscription)</u>	9
<u>2.4</u>	<u>Population Penetration of Broadband Service (Based on Subscription)</u>	10
<u>2.6</u>	<u>Market proportion of Fixed Broadband service (Operator-wise)</u>	12
<u>2.7</u>	<u>Technology used in Broadband Service</u>	13

1. Voice Telephony

1.1 Subscription of Voice Telephony Service

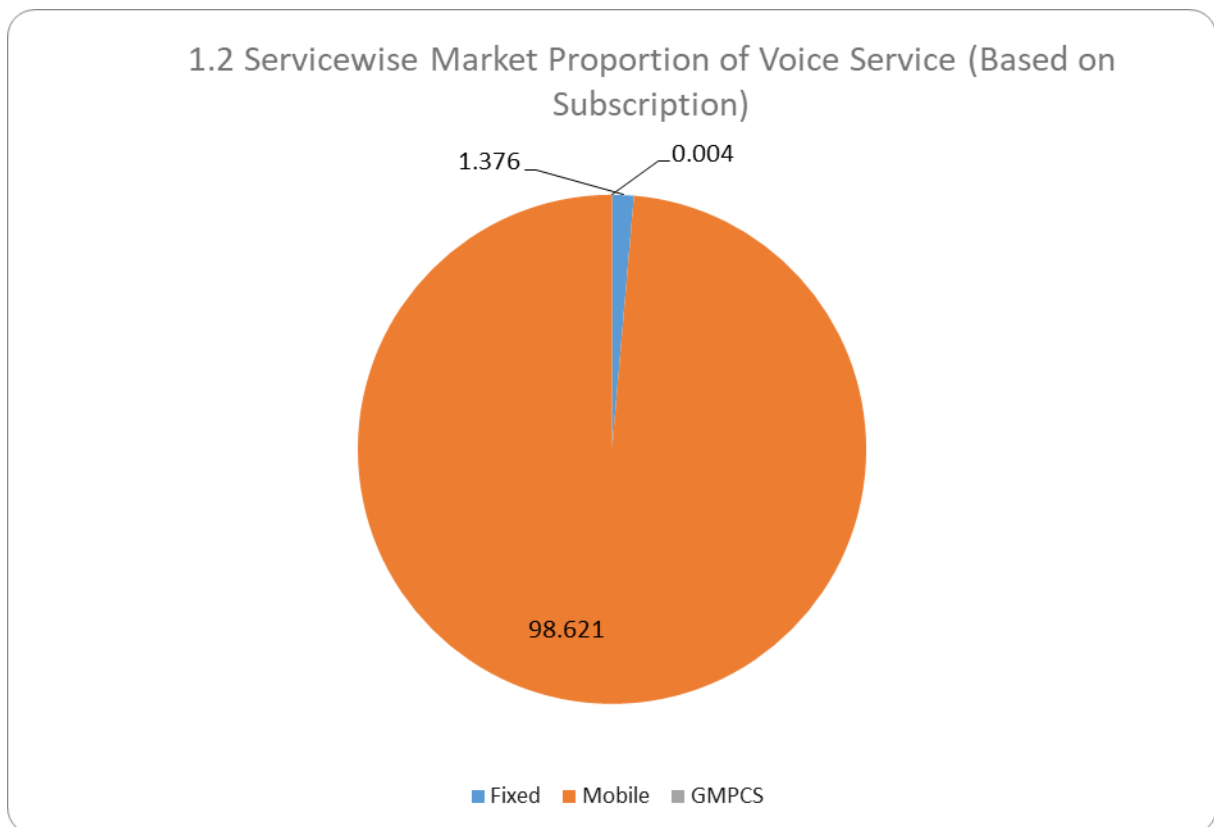
Operator	Service	Technology	Total Number of Subscribers
Nepal Doorsanchar Company Ltd.	Fixed	PSTN	36,655
		FTTH Voice	374,297
		VSAT	
		WLL#	
	Mobile	CDMA	
		GSM/IMT	14,901,667
Ncell Company Ltd.	Mobile	GSM/IMT	14,553,190
Constellation Pvt. Ltd.	GMPCS	GMPCS	1,052
I4 Technology Pvt.Ltd.		GMPCS	3
Total			29,866,864

Population (Census reference 2078): 2,91,64,578 (Source: cbs.gov.np)

CDMA/ WLL service phased out by Nepal Doorsanchar Company Ltd. from Shrawan, 2080.

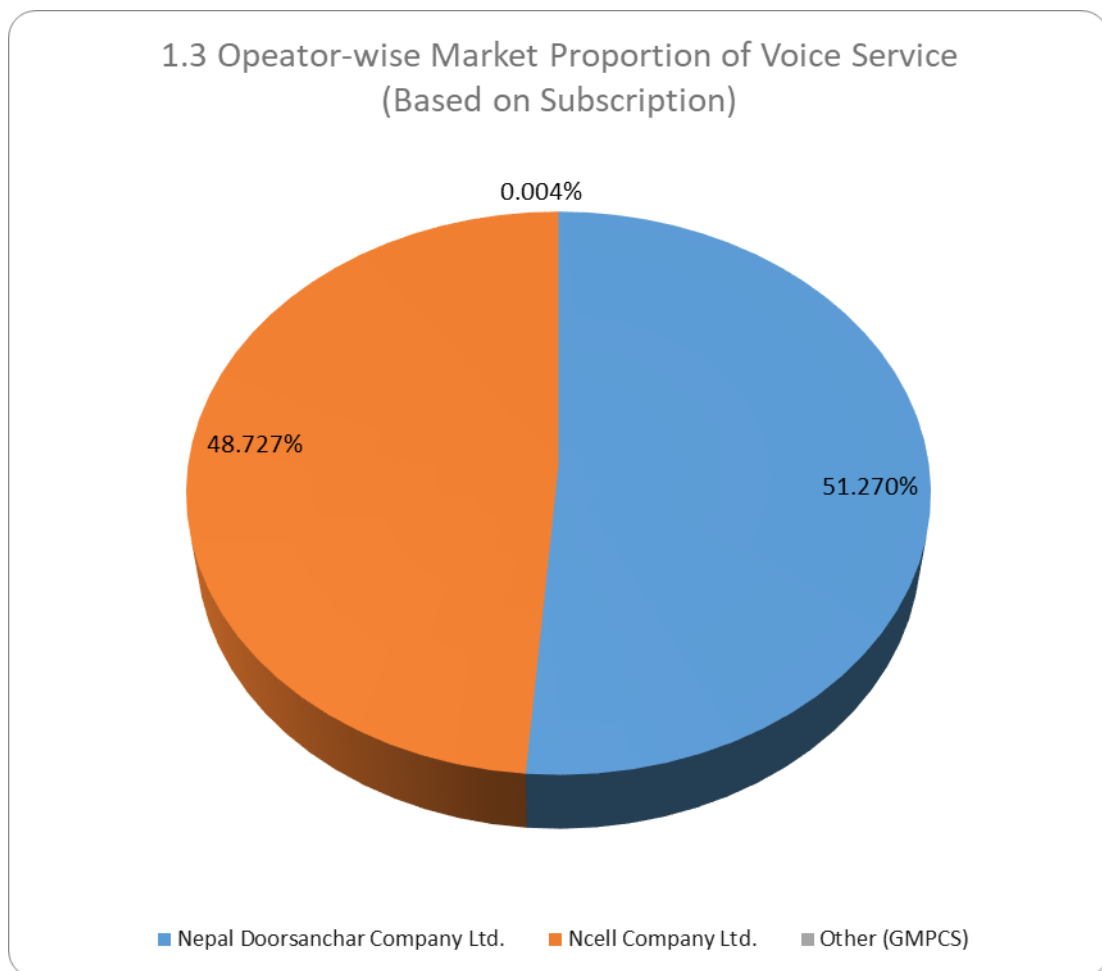
1.2 Service wise Market Proportion of Voice Service (Based on Subscription)

Voice Telephony Service	Number of Subscriber	Market Proportion (%)
Fixed	410,952	1.376
Mobile	29,454,857	98.621
GMPCS	1,055	0.004
Total	29,866,864	100.00



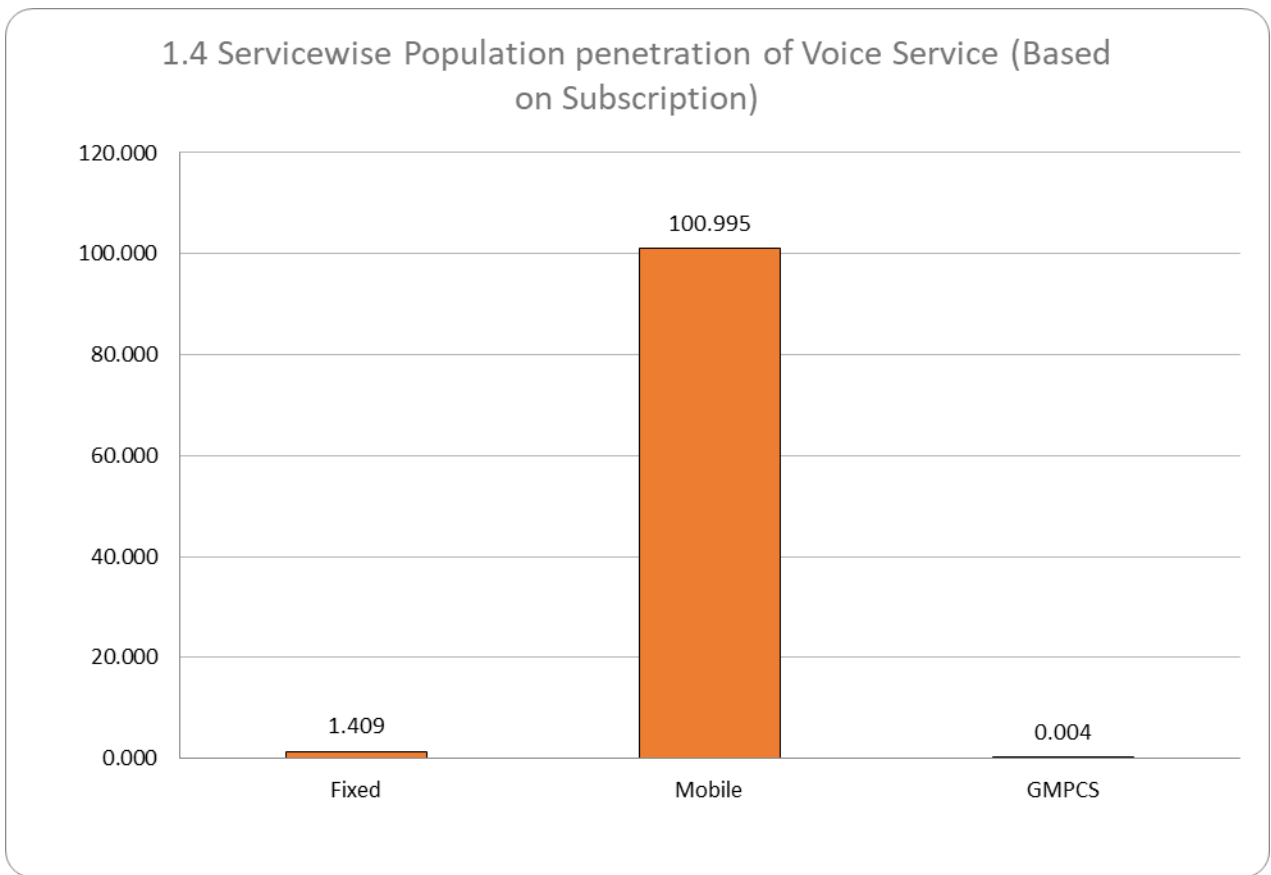
1.3 Operator-wise Market Proportion of Voice Service (Based on Sim Subscription)

Operator	Number of Subscriber	Market Proportion (%)
Nepal Doorsanchar Company Ltd.	15,312,619	51.270
Ncell Company Ltd.	14,553,190	48.727
Other (GMPCS)	1,055	0.004
Total	29,866,864	100.000



1.4 Population Penetration (%) of Voice Service (Based on Subscription)

Voice Telephony Service	Number of Subscriber	Population Penetration (%)
Fixed	410,952	1.409
Mobile	29,454,857	100.995
GMPCS	1,055	0.004
Total	29,866,864	102.408



2. Internet Service

2.1 Subscription of Broadband Internet Service

Services		No.of Subscriptions			Total
		Nepal Doorsanchar Company Ltd.	Ncell Axiata Ltd.	ISPs	
Fixed Broadband (Wired)	ADSL/ Cable	1,821	-	9	1,830
	FTTH	321,758	-	2,707,668	3,029,426
Fixed Broadband (Wireless)	Radio (WIFI)	26,446	-	4,281	30,727
Mobile Broadband	3G	782,300	138,561	-	920,861
	4G	13,374,691	11,822,350	-	25,197,041
	EVDO				-
Total		14,507,016	11,960,911	2,711,958	29,179,885

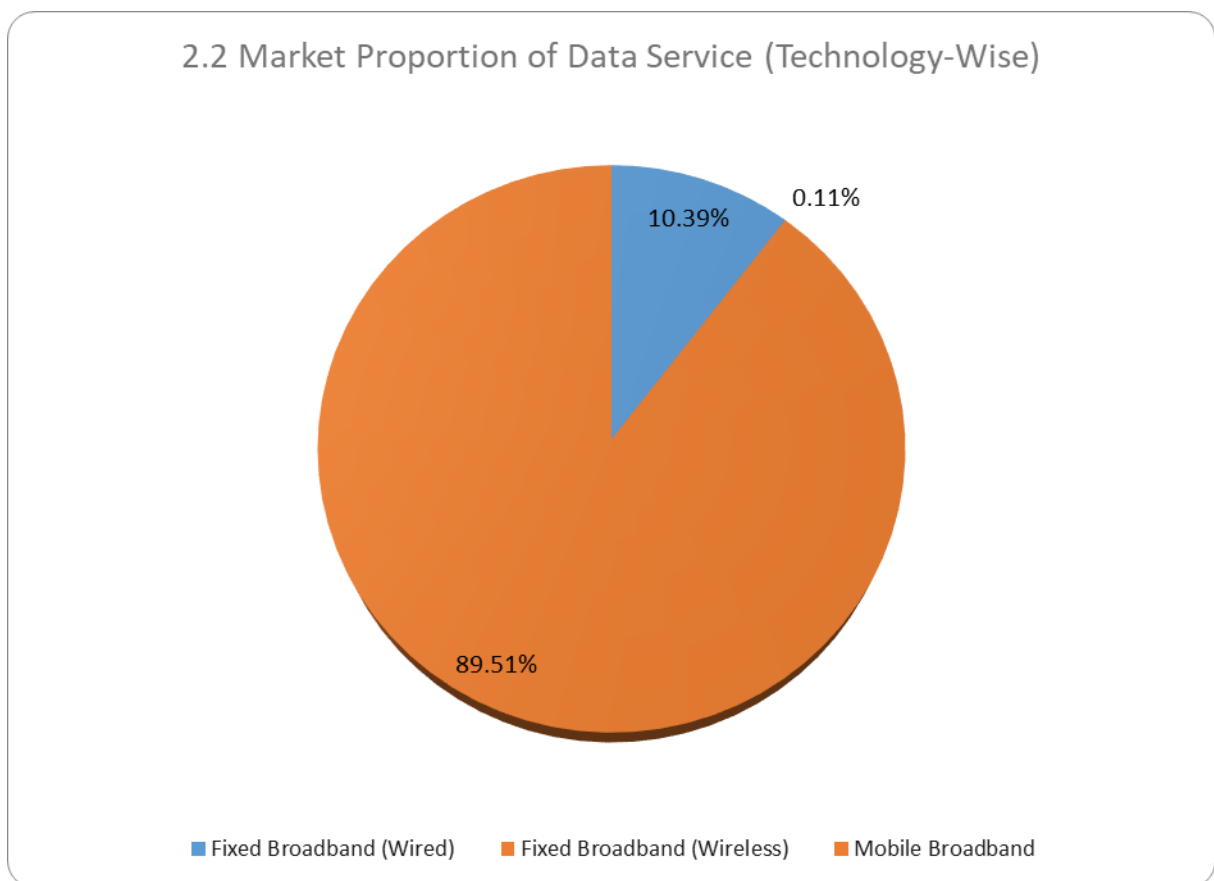
Note: Data/Internet Service through GPRS Service is excluded in Broadband subscription.

1 Connection equal to 4.37 subscribers for fixed broadband (Source: cbs.gov.np)

EVDO service phased out by Nepal Doorsanchar Company Ltd. from Shrawan, 2080.

2.2 Market Proportion of Data Service (Technology-wise)

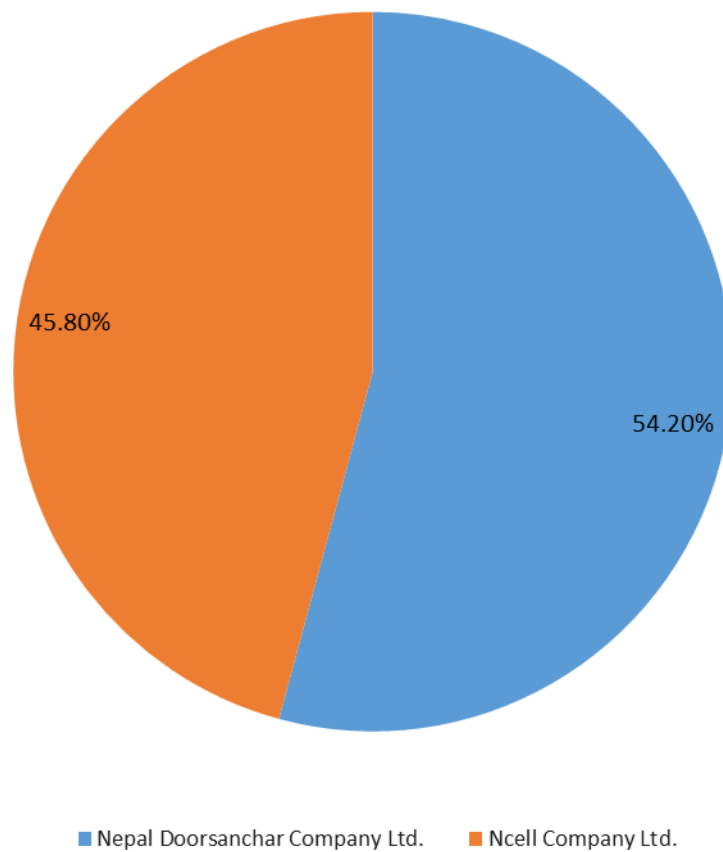
Broadband Services	Number of Subscription	Market Proportion (%)
Fixed Broadband (Wired)	3,031,256	10.39
Fixed Broadband (Wireless)	30,727	0.11
Mobile Broadband	26,117,902	89.51
Total Broadband Service	29,179,885	100.00



2.3 Market Proportion of Mobile Broadband Service (Based on Sim Subscription)

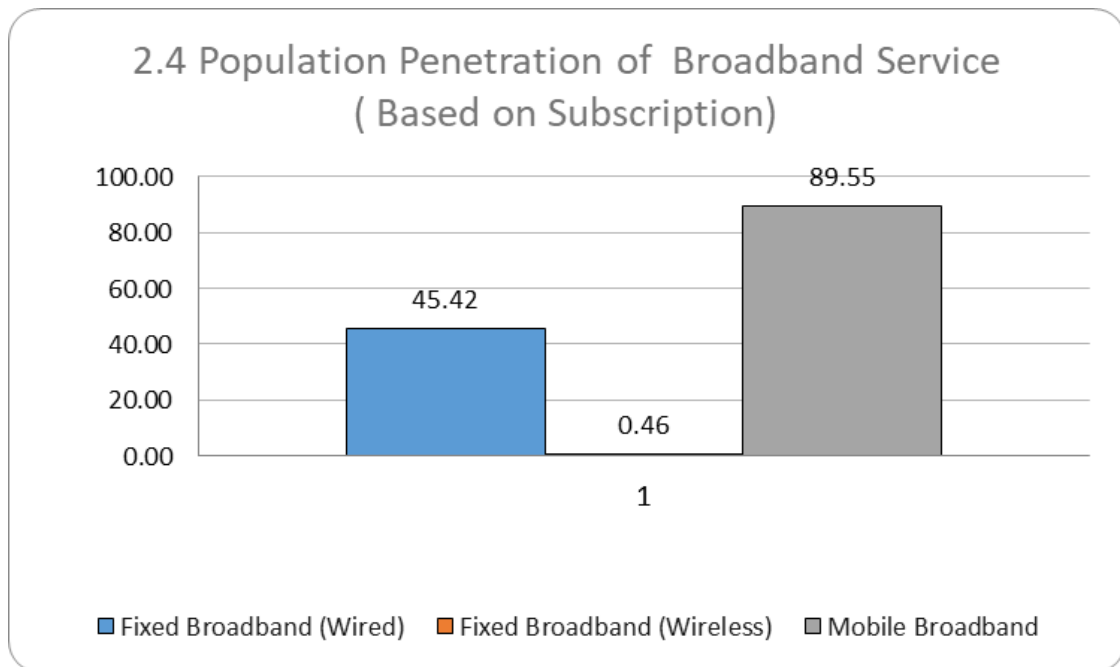
Operator	Number of Subscription	Market Proportion (%)
Nepal Doorsanchar Company Ltd.	14,156,991	54.20
Ncell Company Ltd.	11,960,911	45.80
Total	26,117,902	100.00

2.3 Market Proportion of Mobile Broadband Service (Based on Sim Subscription)



2.4 Population Penetration of Broadband Service (Based on Subscription)

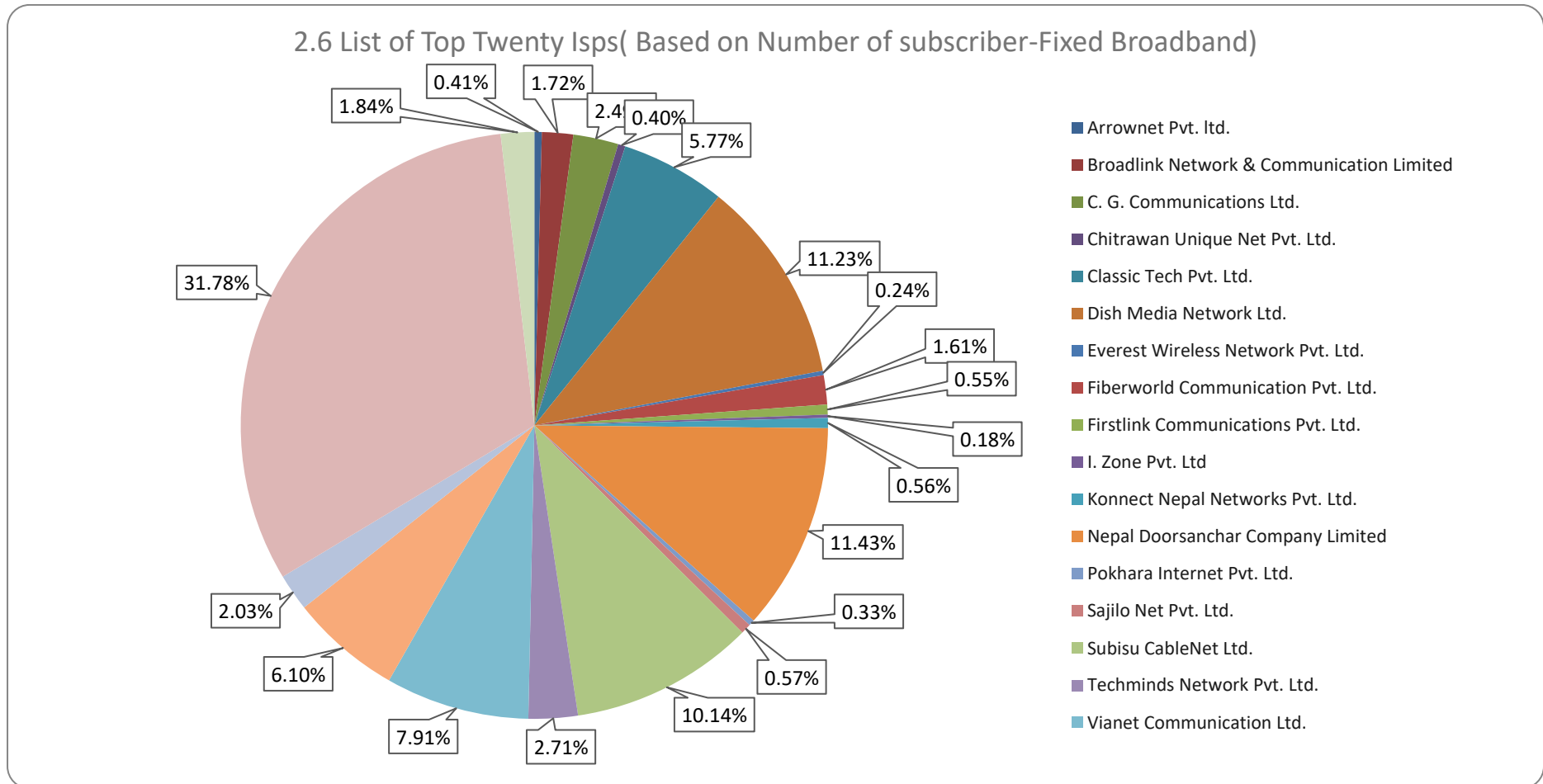
Broadband Services	Number of		Population Penetration(%)
	Subscriptions	Subscribers	
Fixed Broadband (Wired)	3,031,256	13,246,589	45.42
Fixed Broadband (Wireless)	30,727	134,277	0.46
Mobile Broadband	26,117,902	26,117,902	89.55
Total	29,179,885	39,498,768	135.43



2.5 List of Top Twenty Internet Service Providers (Based on Number of subscriber-Fixed Broadband)

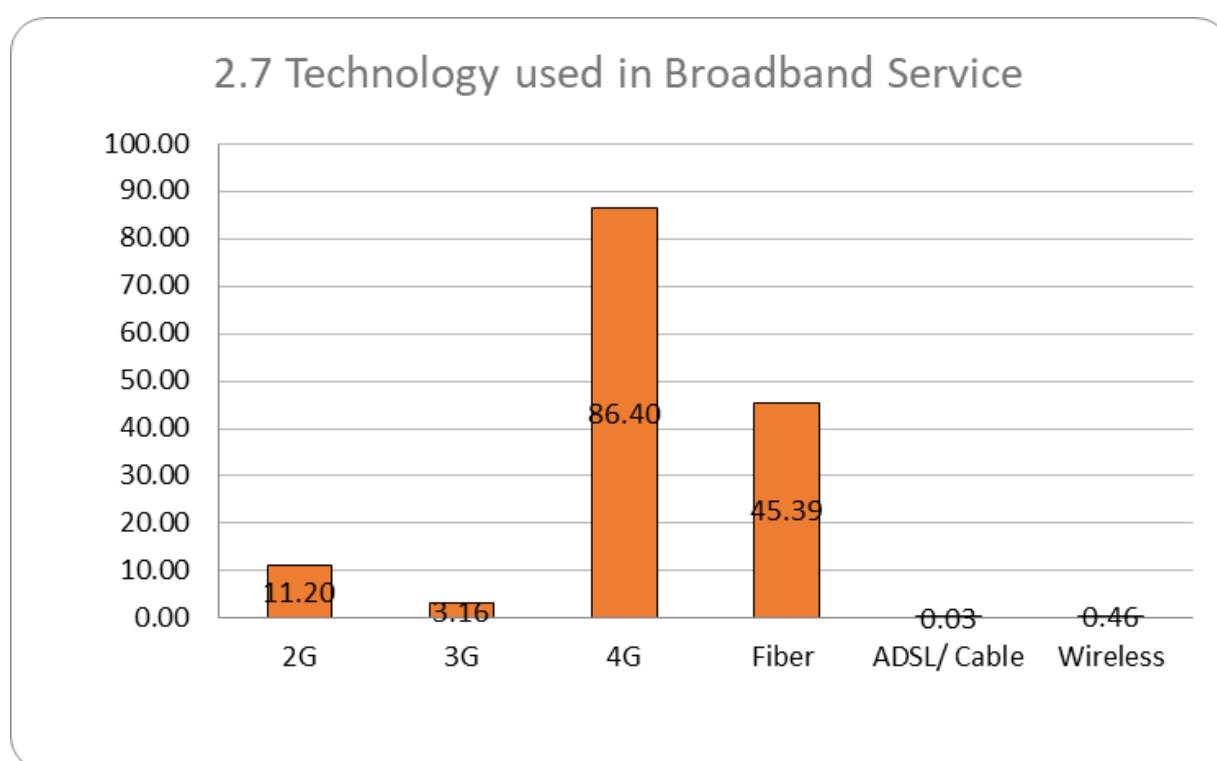
S.no.	Operator	Fiber	ADSL/Cable	Wireless	Total	Market Share (in %)	Rank
1	Arrownet Pvt. Ltd.	12,351	-	70	12,421	0.41%	17
2	Broadlink Network & Communication Limited	52,564	-	98	52,662	1.72%	12
3	C. G. Communications Ltd.	76,114	-	-	76,114	2.49%	9
4	Chitrawan Unique Net Pvt. Ltd.	12,325	-	-	12,325	0.40%	18
5	Classic Tech Pvt. Ltd.	176,120	-	699	176,819	5.77%	7
6	Dish Media Network Ltd.	343,825	-	-	343,825	11.23%	3
7	Everest Wireless Network Pvt. Ltd.	5,820	-	1,520	7,340	0.24%	20
8	Fiberworld Communication Pvt. Ltd.	48,945	-	268	49,213	1.61%	13
9	Firstlink Communications Pvt. Ltd.	16,789	-	-	16,789	0.55%	16
10	I. Zone Pvt. Ltd	5,443	-	-	5,443	0.18%	21
11	Konnnect Nepal Networks Pvt. Ltd.	17,160	-	-	7,160	0.56%	15
12	Nepal Doorsanchar Company Limited	321,758	1,821	26,446	350,025	11.43%	2
13	Pokhara Internet Pvt. Ltd.	9,865	-	145	10,010	0.33%	19
14	Sajilo Net Pvt. Ltd.	17,320	-	-	17,320	0.57%	14
15	Subisu CableNet Ltd.	310,627	-	-	310,627	10.14%	4
16	Techminds Network Pvt. Ltd.	82,744	-	216	82,960	2.71%	8
17	Vianet Communication Ltd.	242,333	-	-	242,333	7.91%	5
18	Websurfer Nepal Communication System Pvt. Ltd.	186,399	-	517	186,916	6.10%	6
19	Wifi Nepal Pvt. Ltd.	62,271	-	-	62,271	2.03%	10
20	WorldLink Communications Ltd.	972,781	2	330	973,113	31.78%	1
21	Other	55,872	7	418	56,297	1.84%	11
Total		3,029,426	1,830	30,727	3,061,983	100%	

2.6 Market proportion of Fixed Broadband service (Operator-wise)



2.7 Technology used in Broadband Service

Technology	Number of user	Population Penetration Proportion (%)
2G	3,265,401	11.20
3G	920,861	3.16
4G	25,197,041	86.40
Fiber	13,238,592	45.39
ADSL/ Cable	7,997	0.03
Wireless	134,277	0.46
Total	42,764,169	146.63
Family Size		4.37
Population of Nepal(2078)		29,164,578



Contact:

Nepal Telecommunications Authority

Jamal, Kathmandu

Phone No.: +977-1-5355474

Fax No.: +977-1-5355250

E-mail: info@nta.gov.np, ntra@nta.gov.np